

## Oregon



D Montageanleitung

GB Assembly instructions

FR Notice de montage

NL Handleiding voor de montage

CZ Montážní návod

IT Istruzioni di montaggio

RO Instrucțiuni de montaj

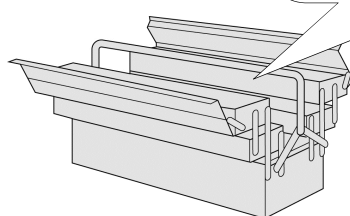

RU инструкция по сборке

PL Instrukcja montażu

SK Návod na montáž

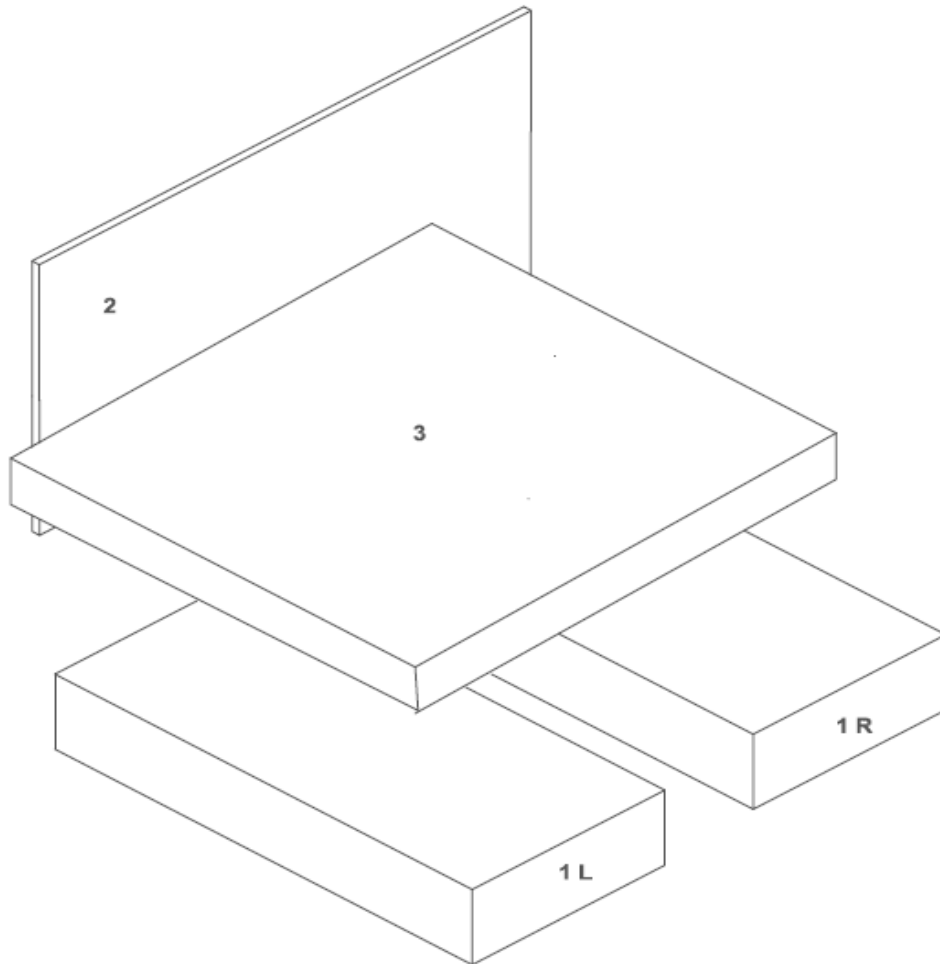

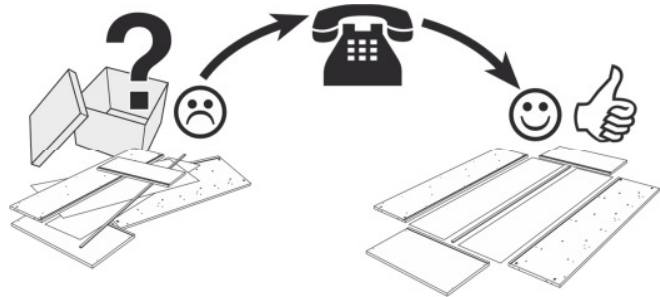
HU Szerelési útmutató







TR Montaj talimatı



## Service • Assistenza • Dienstverlening • Serwis Servis • Szerviz • Сервисная служба

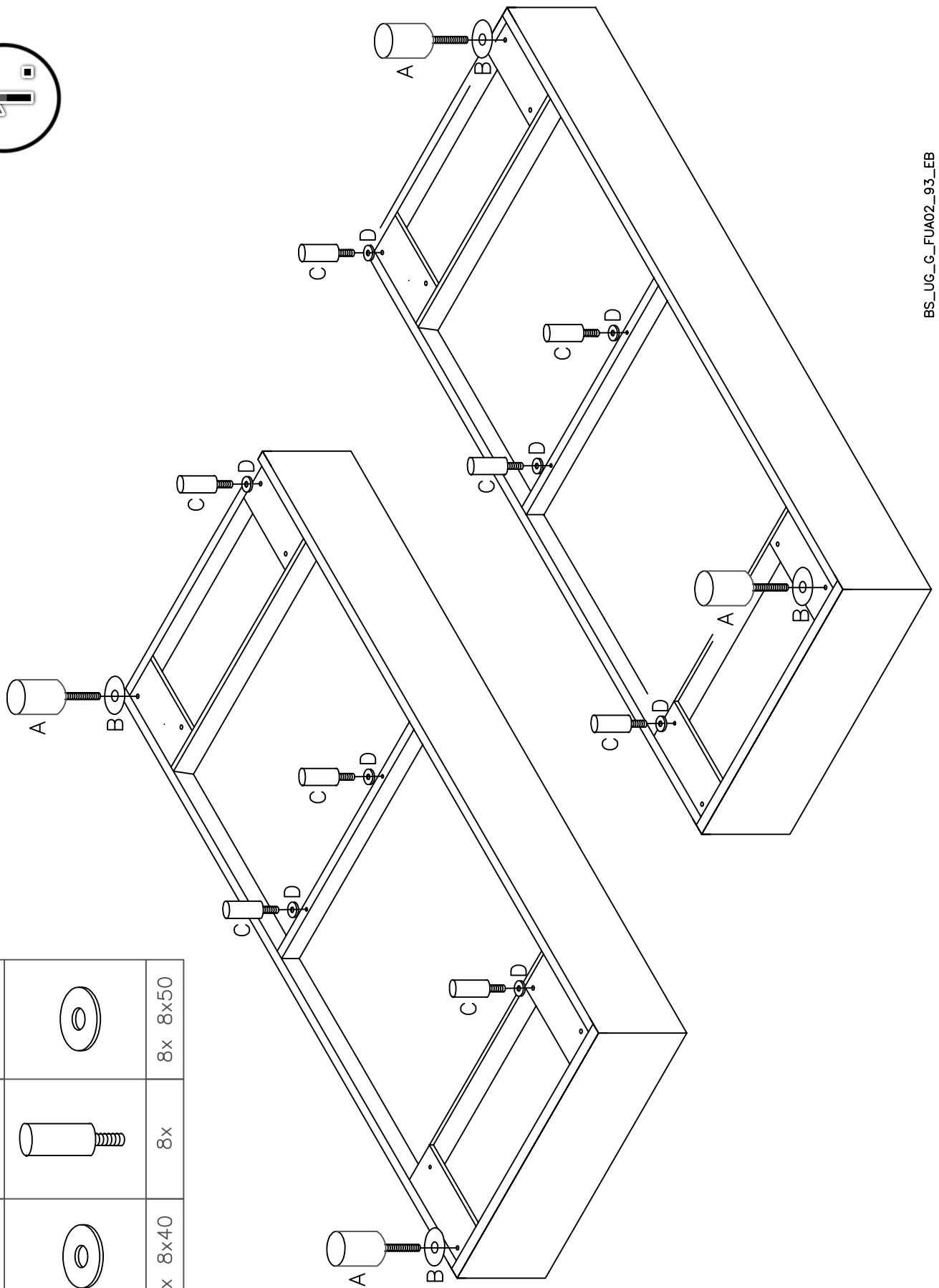
Name • Nom • Nome • Naam Nazwa • Jméno • Názov • Név Denimire • İsim • Название	<b>Oregon 140</b>
Nr. • No. • N° • Номер • Č • Sz	<b>SH50</b>
Typ • Type • Tip • Típus • Tipo Тип	<b>BS G</b>

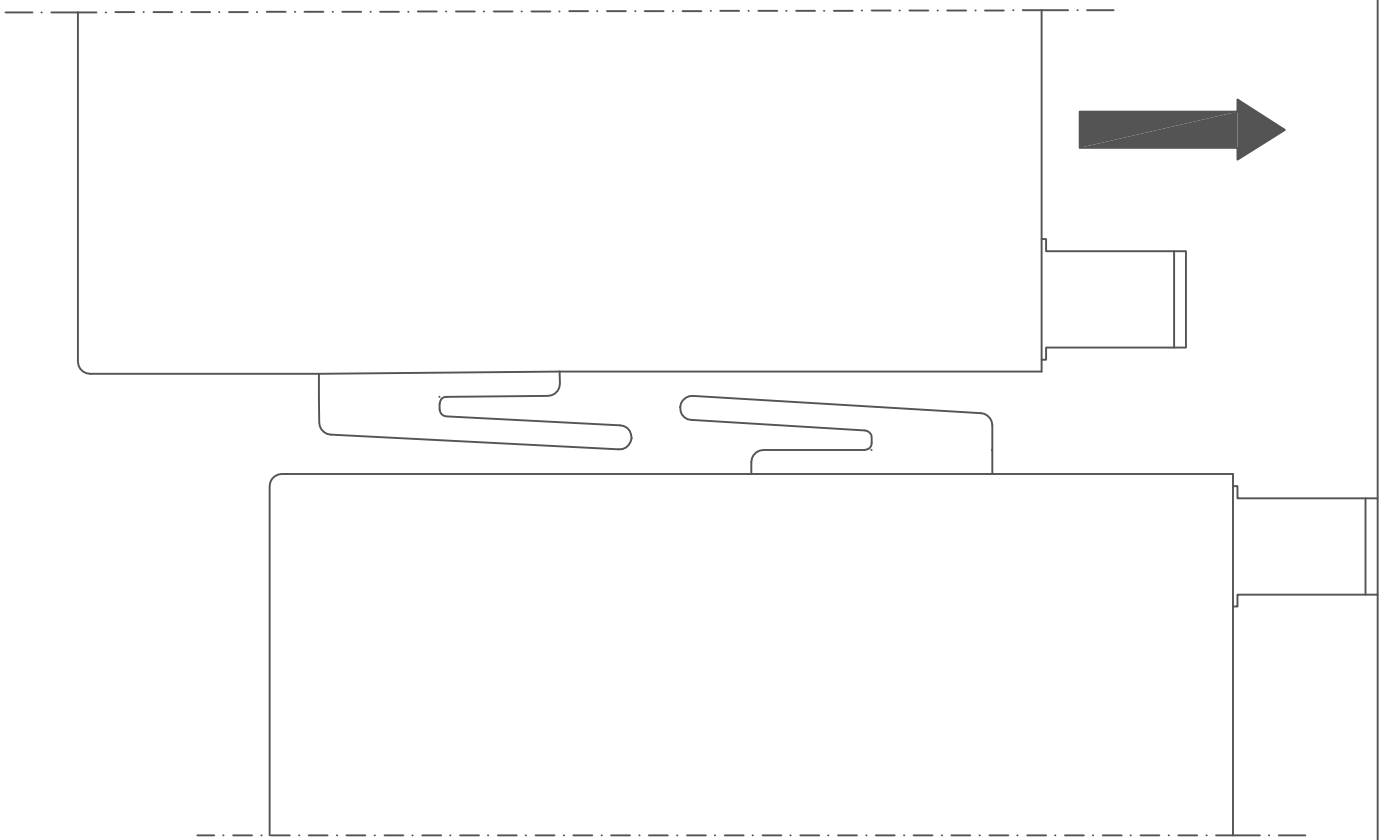


A	B	C	D	E	F
					
4x	12x 8x40	8x	8x 8x50	8x 8x60	8x M8



A		4x
B		4x 8x40
C		8x
D		8x 8x50

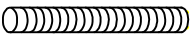






3.

Achtung! Schrauben nicht überdrehen  
 FR Attention! Ne serrez pas trop  
 CZ Dávej pozor! Nepřetahujte  
 RO Ai Grija! Nu strângeți  
 PL Uwaga! Nie dokręcać zbyt mocno  
 HU Vigyázz! Ne húzza túl

GB Watch Out! Do not over tighten  
 NL Let Op! Niet te vast  
 IT Attento! Non stringere  
 RU Осторожно! Не затягивайте  
 SK Dávaj Pozor! Nepretahujte  
 TR Dikkat! Üzerinde sıkmayın

E		8x 8x60
B		8x 8x40
F		8x M8

