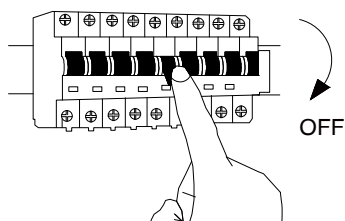
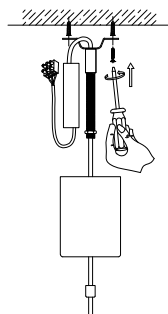


1



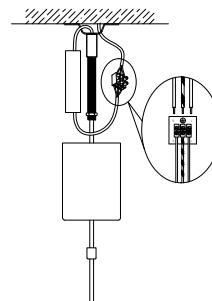
Turn off the general switch

2



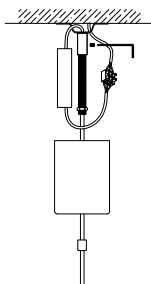
Detach the cover, drill holes
& apply plastic anchors with the screws

3



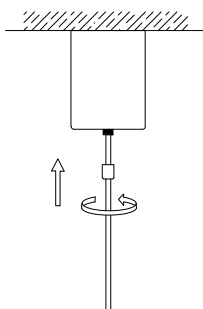
Connect the wires

4



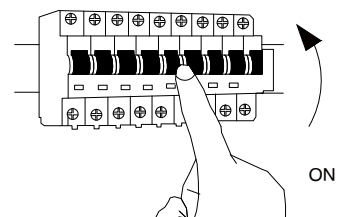
Adjust the cable length
& fix it in to place with a screw

5



Push the canopy to the ceiling
& apply the metal cap by rotating

6



Turn on the general switch

