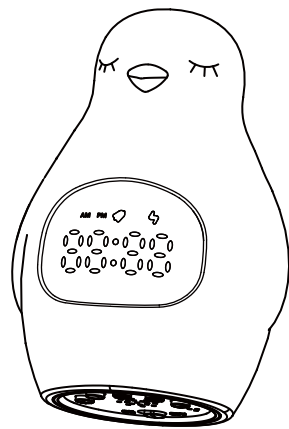
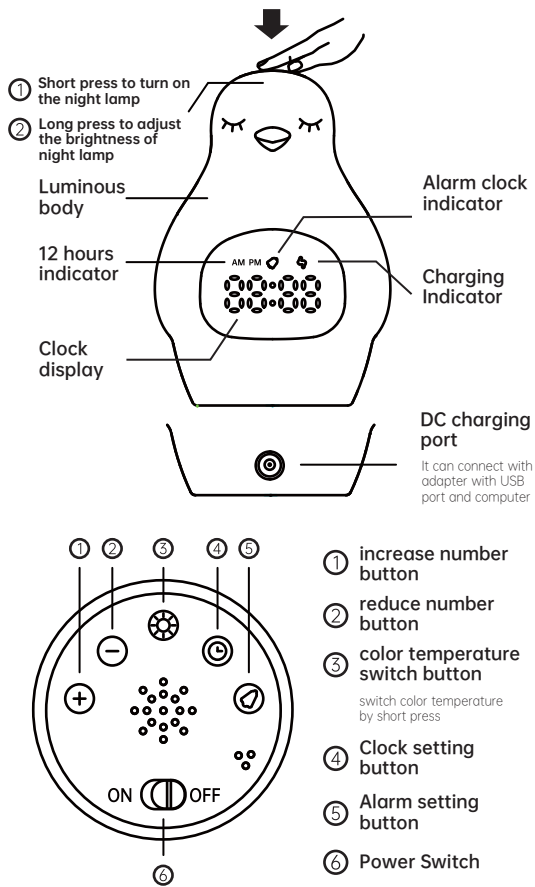


Pauleen
Good Morning
Penguin Clock & Lamp



Opeartaion Manual

Pauleen Good Morning
Penguin Clock & Lamp



Icon、function key、
and component introduction

- Charge indication**
The indicator keep bright during charging and the indicator extinguishes when the battery is fully charged.
- White/warm light switch**
Short press to switch the color temperature
- Alarm indication**
Click the alarm setting to light up the icon and to check the time.
- Time setting**
Short press on setting button to check date and time; long press on setting button to adjust the setting of the date and time.
- Number+/-button**
When you set up the time and alarm, you can long press on number+/-to adjust number.
- 12 hours indicator**
The default is 12 hours. Press "+" to switch to 12/24 hours. Press any buttons to confirm the setting.

- Power Switch**
When toggle this switch to "off", the product's function is all pause. When toggle to "on", time display, color temperature and brightness retain the setting when it was last turned off.
- Sound control switch**
Only if make a little sound or shake the device can help you check time.

Product's main functions

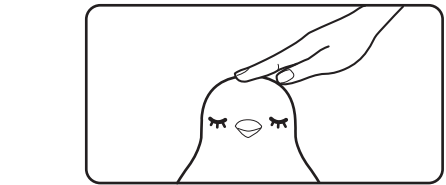
1、Alarm clock 2、Night-light 3、Memory function
4、Warm/ white color light

- Features**
- Product activation mode**
Toggle ON/OFF or plug into power sources directly can activate the product.
- 1、Time setting**
Short press on + to adjust time. Time setting indicator lightens and the position of hours on the dial flickers.

- Press on + to adjust the number of the hours. Click - to confirm time. The position of minutes on the dial flickers.
- Press + to adjust the number of the minutes. Click - again to confirm time.

- 2、Time display**
The display will light up by making sound or shaking switch to an extent that can be detected. Then after 30 seconds it will light off.

- 3、Alarm function settings:**
- Switch on:** Toggle ON/OFF to "on" to switch on and icon lights up; Toggle ON/OFF to "off" to switch off and icon lights off. PS: after closing the switch, you can't hear the alarm even if you turn on the alarm in alarm setting.
- Setting alarm:** Short press on Alarm to get into alarm setting, press on + to adjust the number.
- Click Alarm to confirm alarm. And the alarm icon lights up and the time on the dial flickers.
- When the screen shows "Alarm", it means the alarm clock will ring again at the same time the next day.
- Oversleeping function:** When the alarm clock rings, you can shake the product or press the switch on the head to turn on oversleeping function. The alarm rings every 5 minutes and the times you switch off it is limitless. If you press on any button of the bottom ON/OFF/Alarm or the alarm clock doesn't be touched within three minutes, the alarm had been set up before will be closed. You can also toggle alarm switch to close it.



- 4、Small night-light**
Short press on the button of the head to turn on/off the night-light. Long press to adjust light state. (automatically keep the last adjusted brightness)
- 5、12/24 hours system switch**
The default is 12 hours. Press "+" to switch to 12/24 hours. Press any buttons to confirm the setting.

- Safety Caution**
- Please charge it for at least 30min before using it for the first time;
 - Please charge in time when the battery is low;
 - Please stay away from high temperature and high humidity environment;
 - Do not wipe the case with acid or alkaline liquids;
 - Do not attempt to disassemble, repair or modify this product without authorization;
 - The working voltage of this product is 5V, please use standard adapter that comply with government 3C certification.

- Non-warranty instructions**
- (1) Unauthorized repair, misuse, collision, negligence, abuse, fluid penetration or abnormal use.
(2) Human factors cause the shell to break or fall apart.
(3) Non-quality damage due to force majeure

Product Parameters

- Item Name:** Pauleen Good Morning Penguin Clock & Lamp
- Item No:** ZD-O5
- Material:** Silicone+ABS+PC
- Size:** 105×90×150(mm)
- Weight:** 230g
- Capacity:** 1200mAh
- Light color:** Warm & Natural
- Power Input:** DC 5V 1A
- Patent No:** 201730452775.7