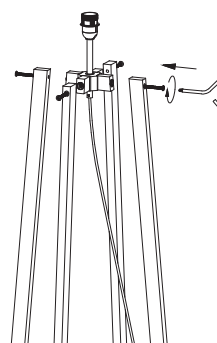
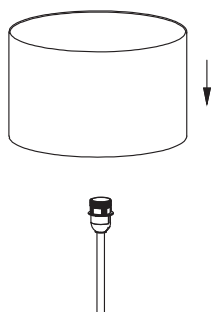


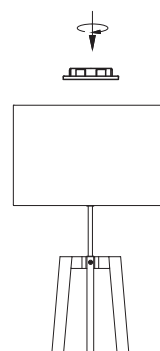
1. Tighten the wooden rod and wooden bottom with screw



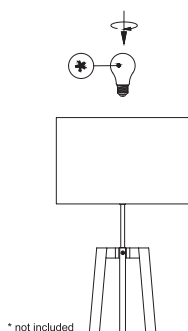
2. Tighten the wooden rod and wooden top with screw



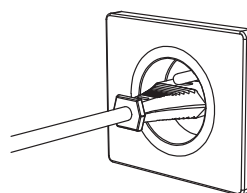
3. Install the lamp shade



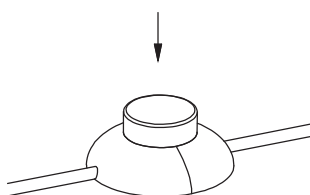
4. Fasten the lamp shade with the plastic ring



5. Install the bulb



6. Plug it in



7. Control the switch