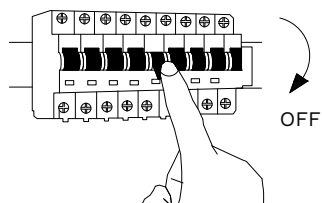
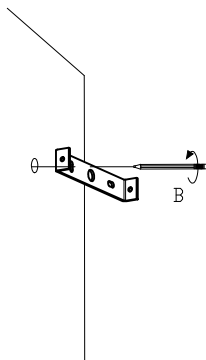


1



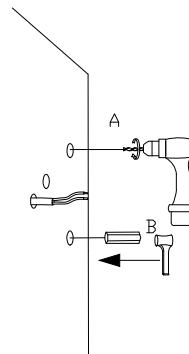
Turn off the general switch

2



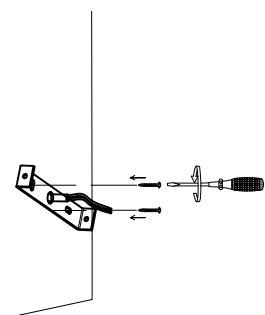
Mark where to drill holes

3



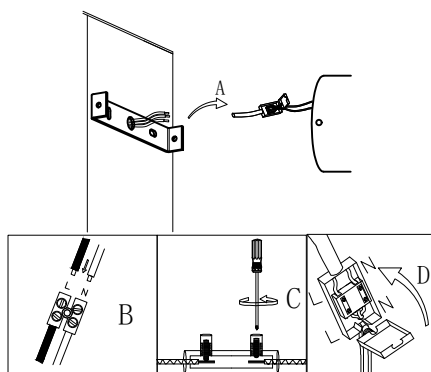
Make holes & apply anchors

4



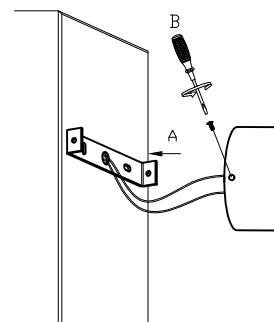
Tie up the screws
to make it stable

5



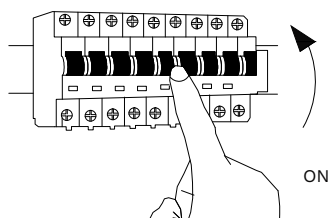
Connect the wires

6



Fix the luminaire into place
by tying up the side screws
Then apply the bulb
& fix the cap into place

7



Turn on the general switch

