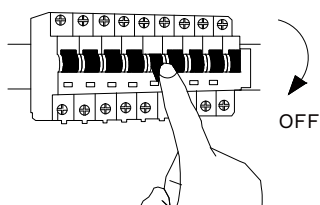
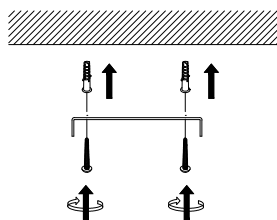


1



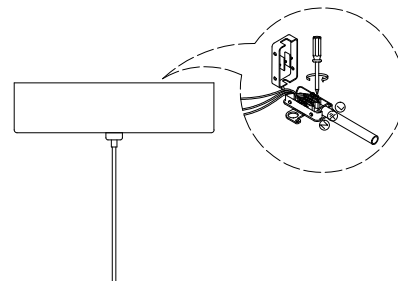
Turn off the general switch

2



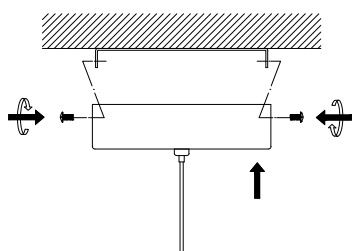
Drill holes & apply plastic anchors
With screws

3



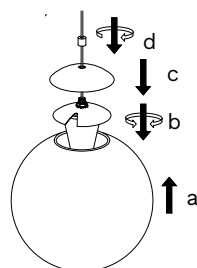
Connect the wires

4



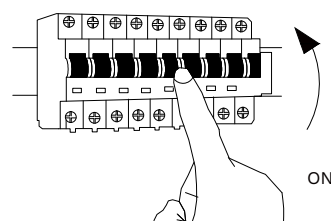
Apply side screws to make it stable

5



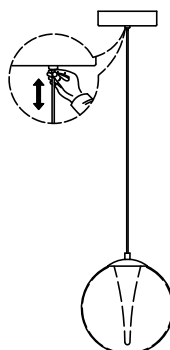
a. Apply the cup by pressing it up
b. Connect parts by rotate
c. Connect parts by pressing them together
d. Connect parts by rotate

6



Turn on the general switch

7



Adjust it in desirable hight

