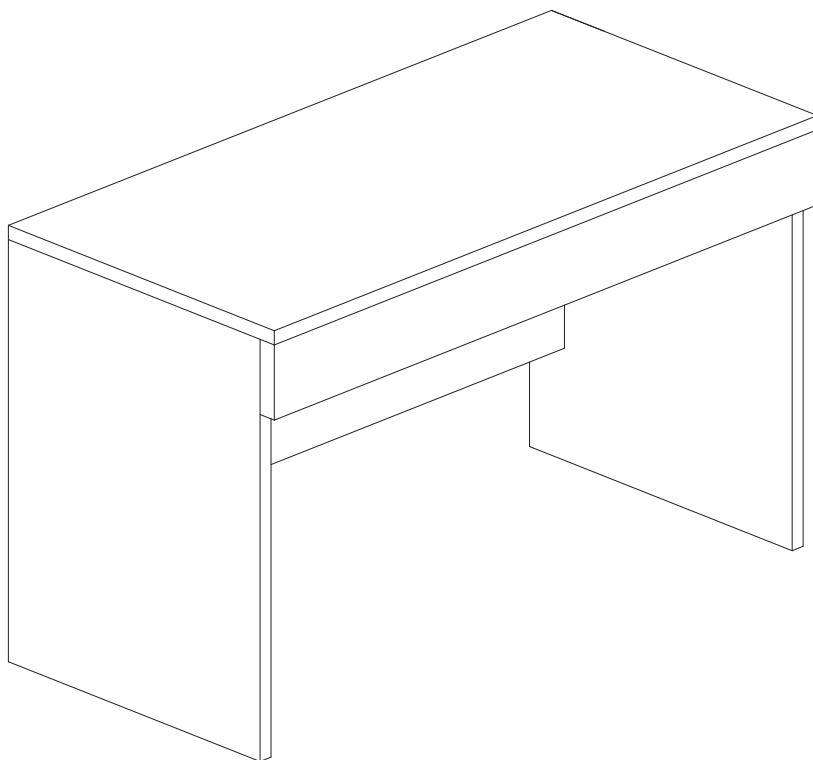
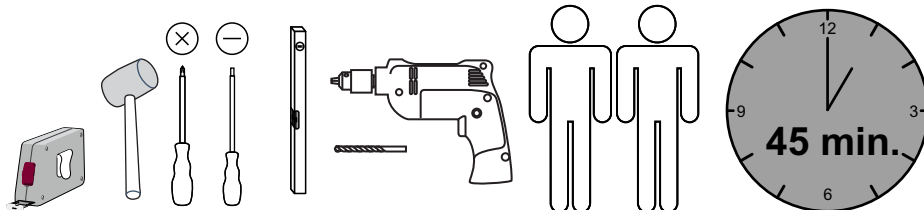


# -780 -1100

Montageanweisung / Installation instructions / Instruction de montage / Istruzioni di montaggio  
montagehandleiding / Instrukcja montazu / Montaj talimatlar / Osszeszerési utmutató / Nàvod k montázi /  
Nàvod na montaz / Instrucțiune de montaj / Инструкция по монтажу / Montaj talimatina / Monteringsanvisningar  
Upute za montažu / Instrucciones de Montaje / Navodila za montažo

# Smile



LC S.p.A  
Via del Piano s.n  
61030 Isola del Piano (PU)  
Italia  
<http://www.lcmobili.com/>

**D** – bitte lesen sie diese montageanleitung gut durch,  
Da wir für fehler, die durch falsche montage entstehen,  
Keine haftung übernehmen!

**Gb** – please read these installation instructions  
Through carefully as we cannot accept any liability  
For faults occurring as a result of incorrect installation!

**Cz** – přečtete si prosím pozorně tento návod k montáži,  
Aby jste předešli chybám vzniklých špatnou montáží,  
Za které neručíme!

**F** – veuillez lire attentivement cette notice de montage,  
Car nous déclinons toute responsabilité en cas d'erreurs  
Découlant d'un montage erroné !

**I** – prego leggere attentamente le istruzioni per il montaggio,  
Poiché decliniamo qualsiasi responsabilità  
Per difetti derivanti da montaggio errato.

**S** - läs monteringsanvisningarna noggrant.  
Vi avsåger oss allt ansvar för defekter som  
Uppstår p.g.a. Felaktig montering.

**Hr** – pažljivo pročitajte upute za montažu,  
Jer otklanjamo svaku odgovornost za pogreške  
Nastale uslijed pogrešne montaže.

**Slo** – prosimo, da pozorno preberete navodila za montažo,  
Saj zavračamo vsakršno odgovornost za napake,  
Ki bi nastale zaradi napačne montaže.

**NI** – leest u alstublieft deze montagehandleiding goed door,  
Voor fouten door verkeerde montage zijn wij niet verantwoordelijk.

**PI** – prosze uważnie zapoznac sie z instrukcja montazu,  
Poniewaz nie ponosimy odpowiedzialnosci za niewlasciwy montaz.

**HU** – Kérjük, olvassa el figyelmesen  
ezt az összeszerelési útmutatót,  
mert a helytelen összeszerelésből  
a dódó hibákért nem vállalunk felelősséget!

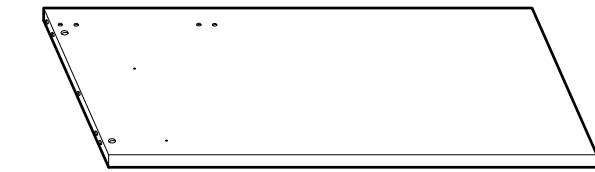
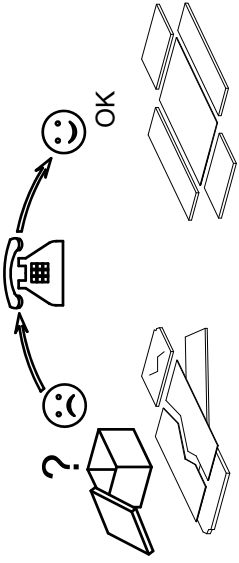
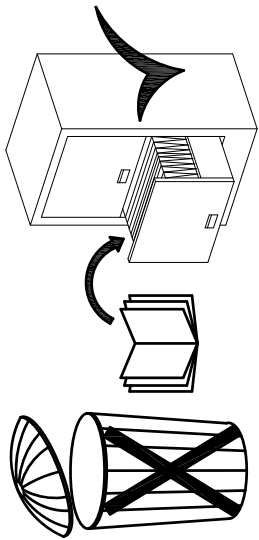
**SK** – Prosíme, dobre prečítajte si tento návod na montáž,  
pretože nepreberáme žiadne ručenie za chyby,  
ktoré vzniknú na základe chybnej montáže!

**RO** – Vă rugăm să cititi cu atenție aceste instrucțiuni  
de montaj deoarece nu preluăm garanția pentru defecte  
ce apar datorită unui montaj incorect!

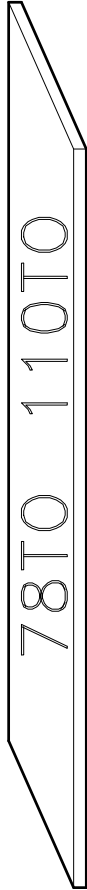
**RUS** – Пожалуйста, внимательно ознакомьтесь ù  
с данной инструкцией по монтажу, поскольку мы не  
несем ответственности за ошибки, причиной которых  
является неправильный монтаж.

**TU** – İlkonce kullanma klavuzunu iyi okkuyun,  
yalnis montaj yapasaniz bunun sorumlusu biz degiliz.


**ES** – Se ruega leer con atención las instrucciones  
de montaje debido a que declinamos cualquier  
responsabilidad  
por defectos derivados de un montaje erróneo.




78FS



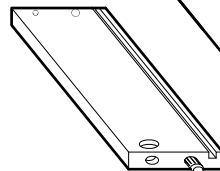
78TO 110TO



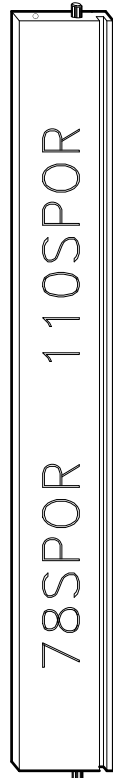
78RET  
110RET



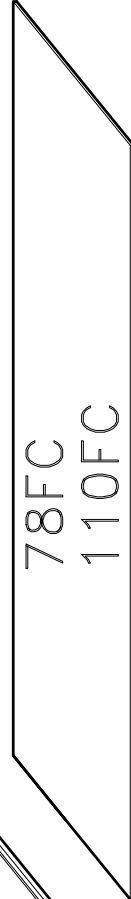
78FD



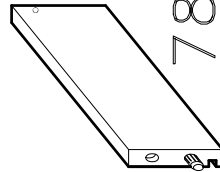
78SPOS



78SPOR 110SPOR



78FC  
110FC

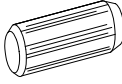





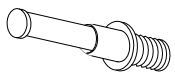



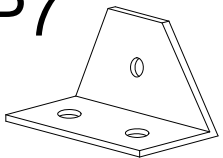


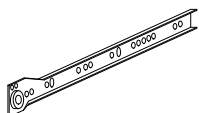
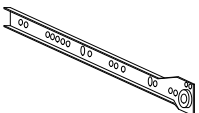
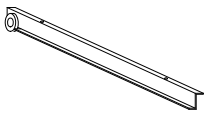
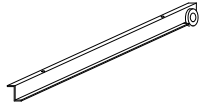
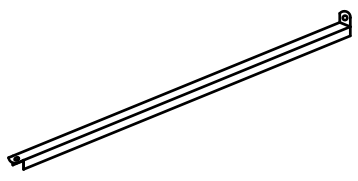


78SPOD

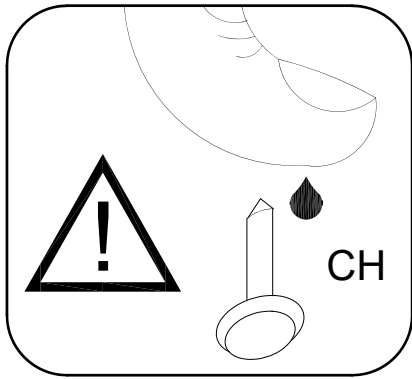


78CA  
110CA

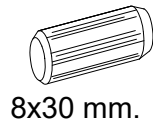
**SERVICEKARTE-FORMULAIRE DEMANDES SAV-SPAREPARTS LIST-SCHEDA DI SERVIZIO**  
 BESCHLAEGE - QUINCALLERIE - HARDWARE - FERRAMENTA

<p><b>B</b></p>  <p>8x30 mm. <b>x10</b></p>	<p><b>L3516</b></p>  <p>3.5x16 mm. <b>x6</b></p>	<p><b>P</b></p>  <p><b>x2</b></p>
<p><b>C</b></p>  <p>∅15 x 12 mm <b>x8</b></p>	<p><b>L418</b></p>  <p>4x18 mm. <b>x3</b></p>	<p><b>P20</b></p>  <p>∅20 mm. <b>x4</b></p>
<p><b>D</b></p>  <p><b>x8</b></p>	<p><b>L430</b></p>  <p><b>x2</b></p>	<p><b>CH</b></p>  <p><b>x4</b></p>
<p><b>C1</b></p>  <p>∅12 mm. <b>x2</b></p>	<p><b>P7</b></p>  <p><b>x1</b></p>	<p><b>M11</b></p>  <p>6x11 mm. <b>x4</b></p>
<p><b>D1</b></p>  <p><b>x2</b></p>		
<p><b>CL</b></p>  <p><b>x1</b></p> <p><b>CR</b></p>  <p><b>x1</b></p>	<p><b>DR</b></p>  <p><b>x1</b></p> <p><b>DL</b></p>  <p><b>x1</b></p>	<p><b>02AST</b></p>  <p><b>x1</b></p>

1

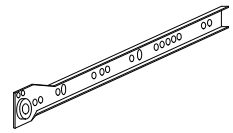


B



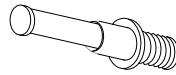
CL

x6



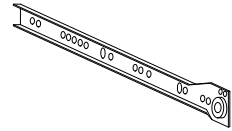
x1

D



x4

CR



x1

CH



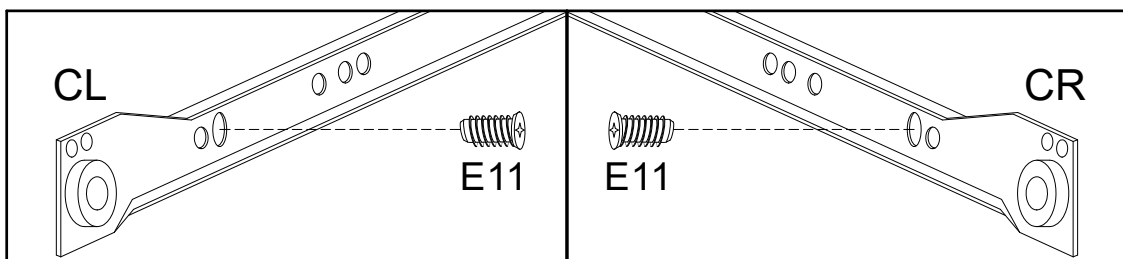

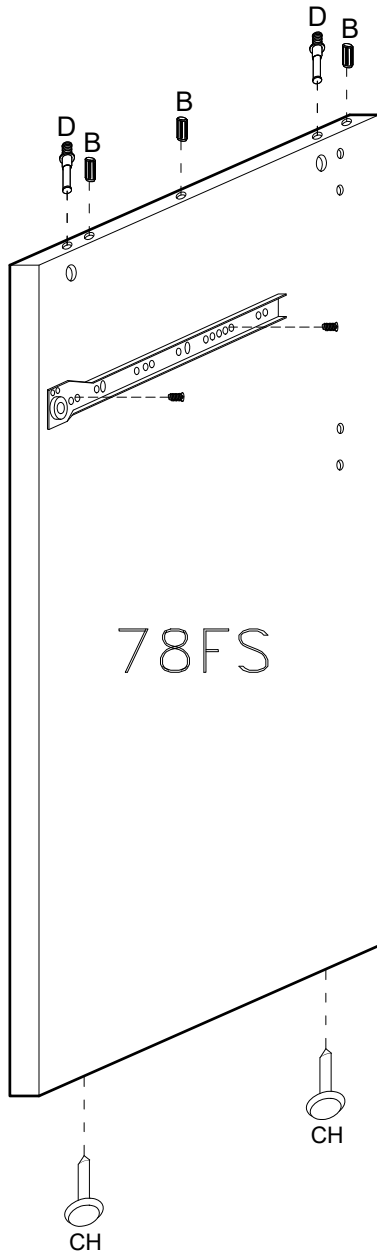
x4

M11



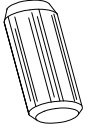
6x11 mm.

x4



# 2

## B



8x30 mm.

## X4

## D



## X4

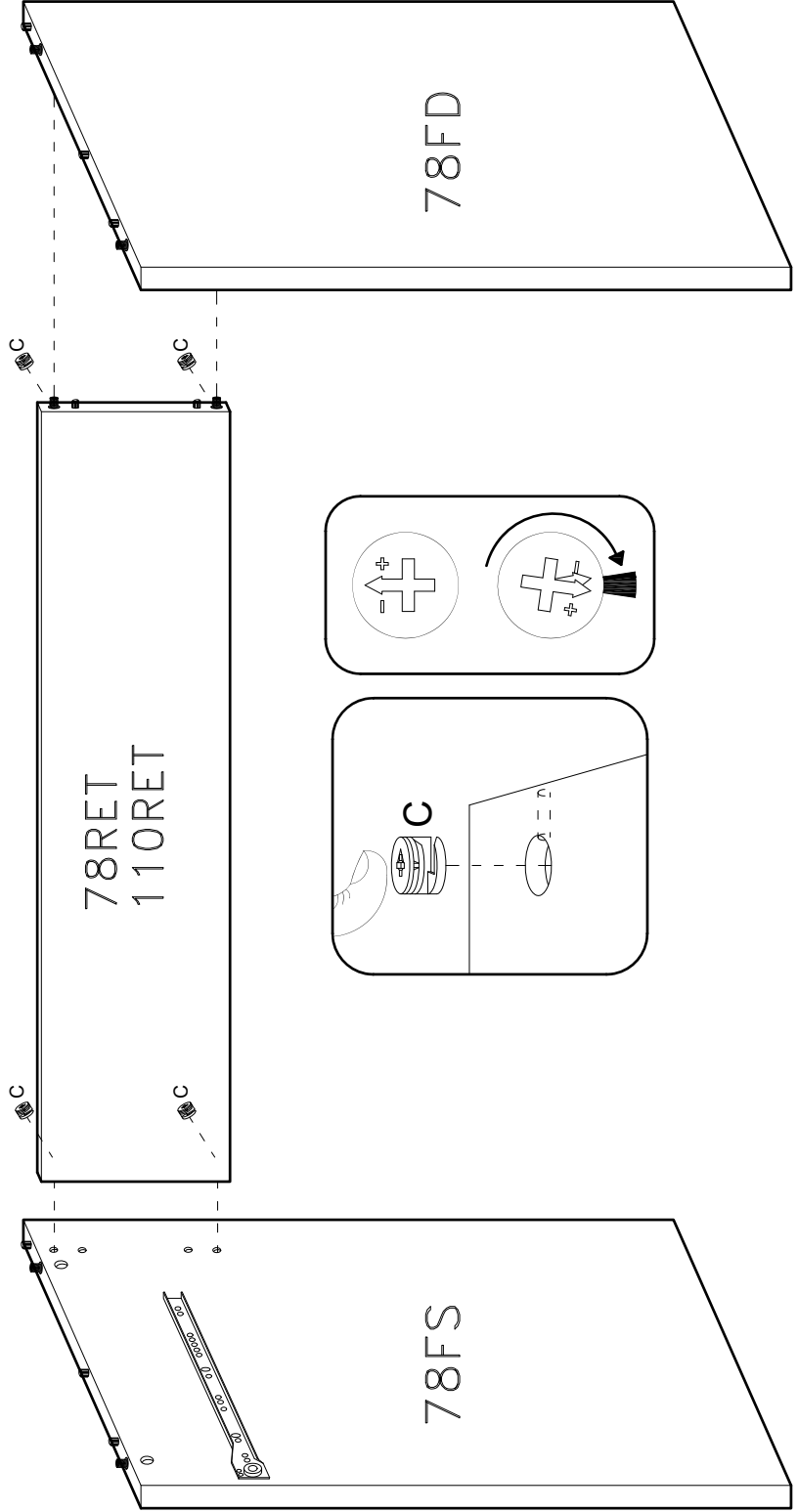


## C



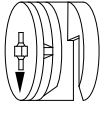
ø15 x 12 mm

## X4



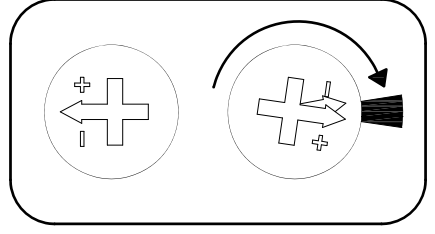
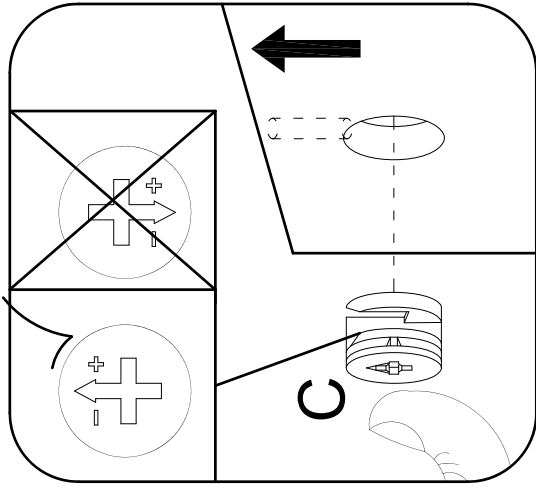
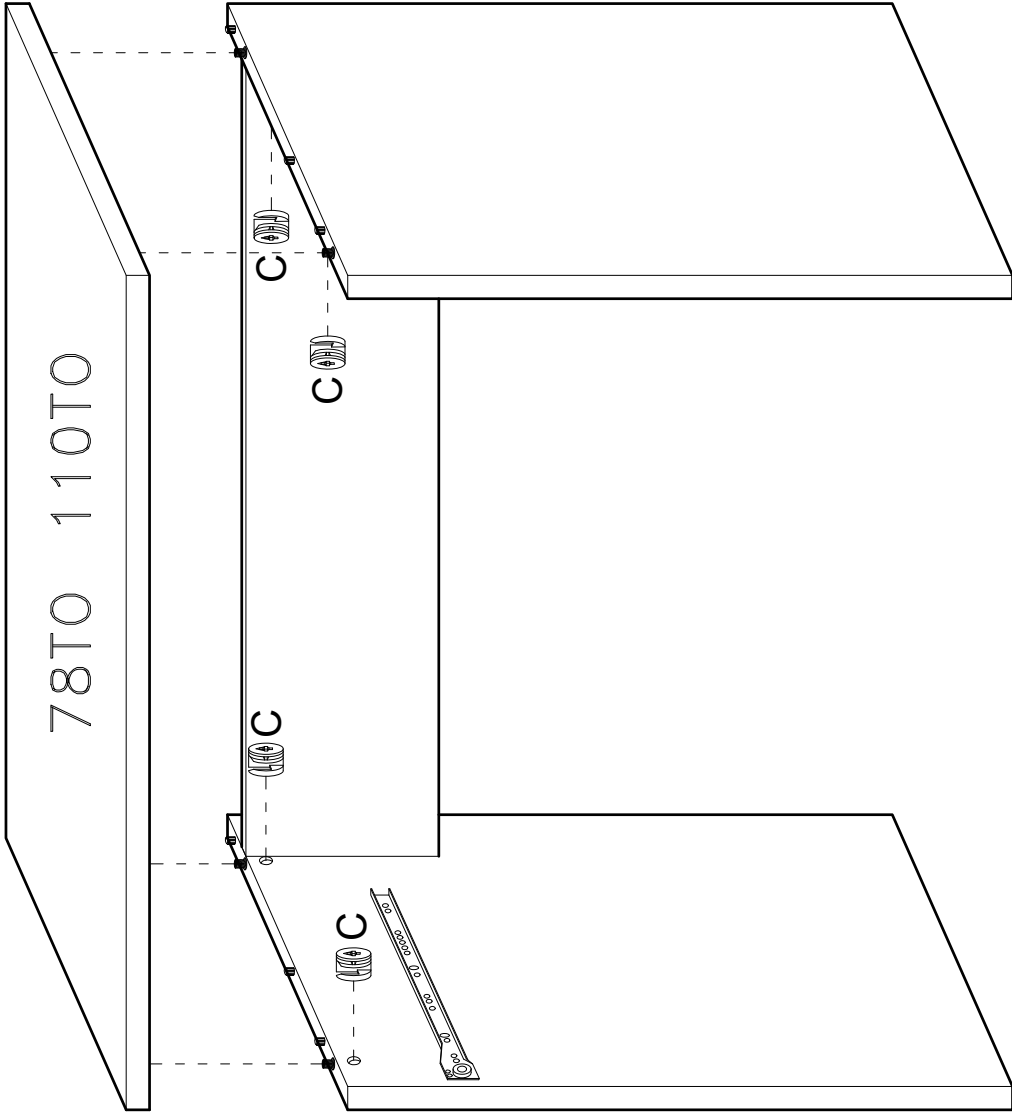
3

C



X4

ø15 x 12 mm

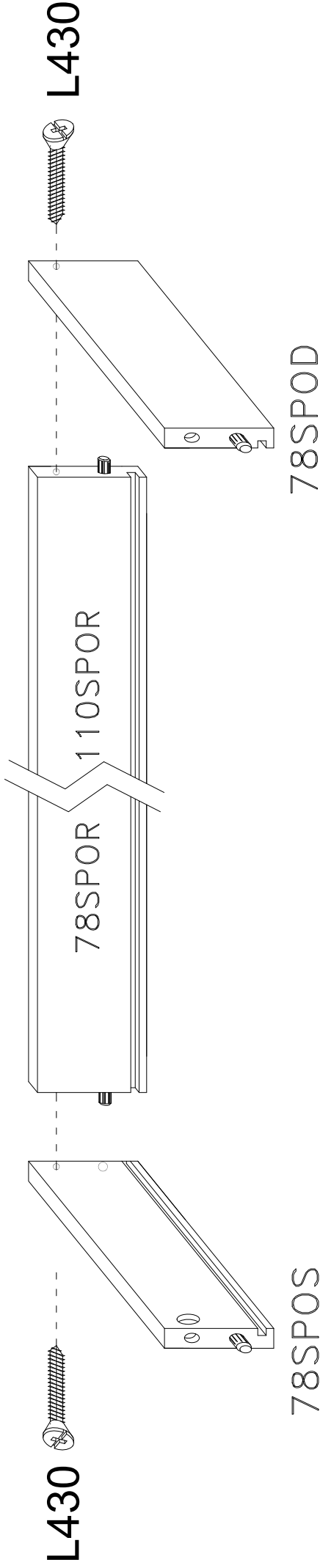


L430

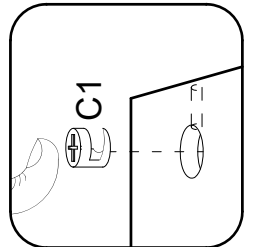
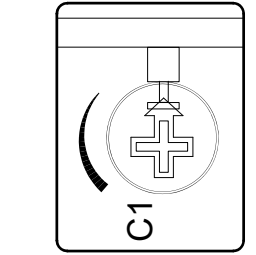
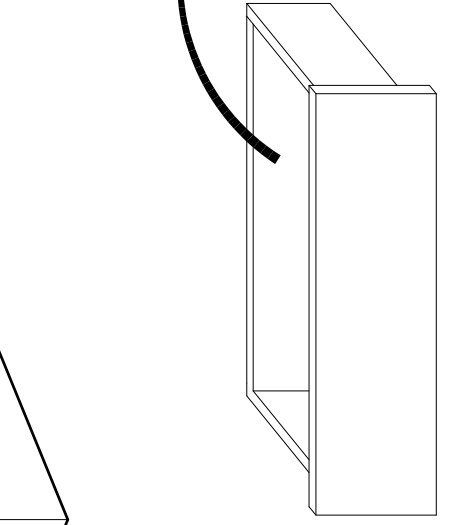
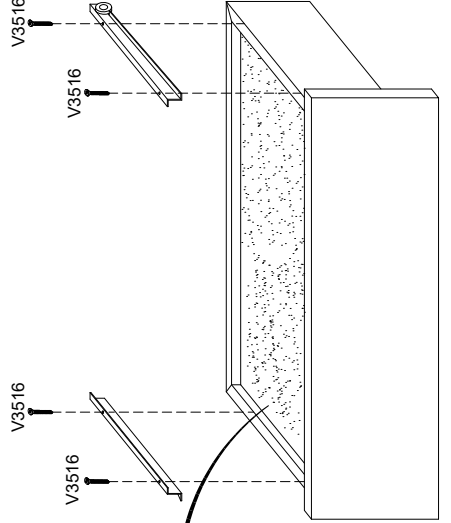
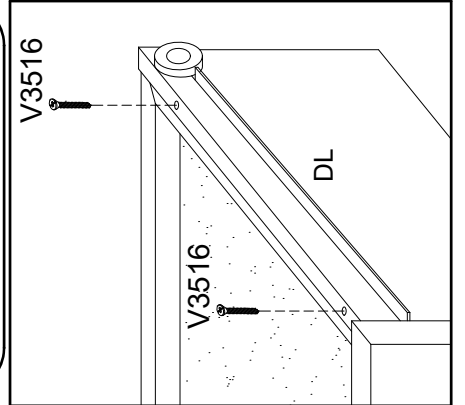
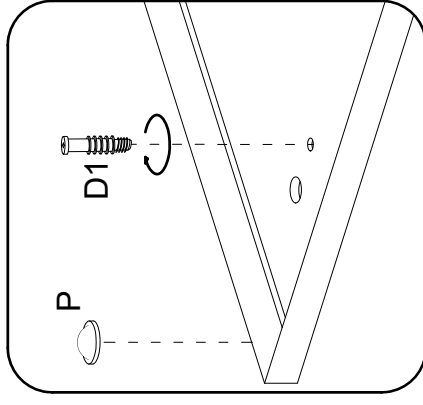
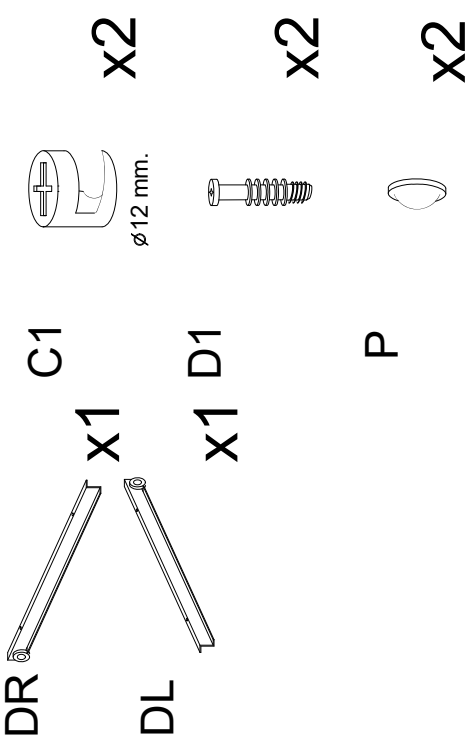
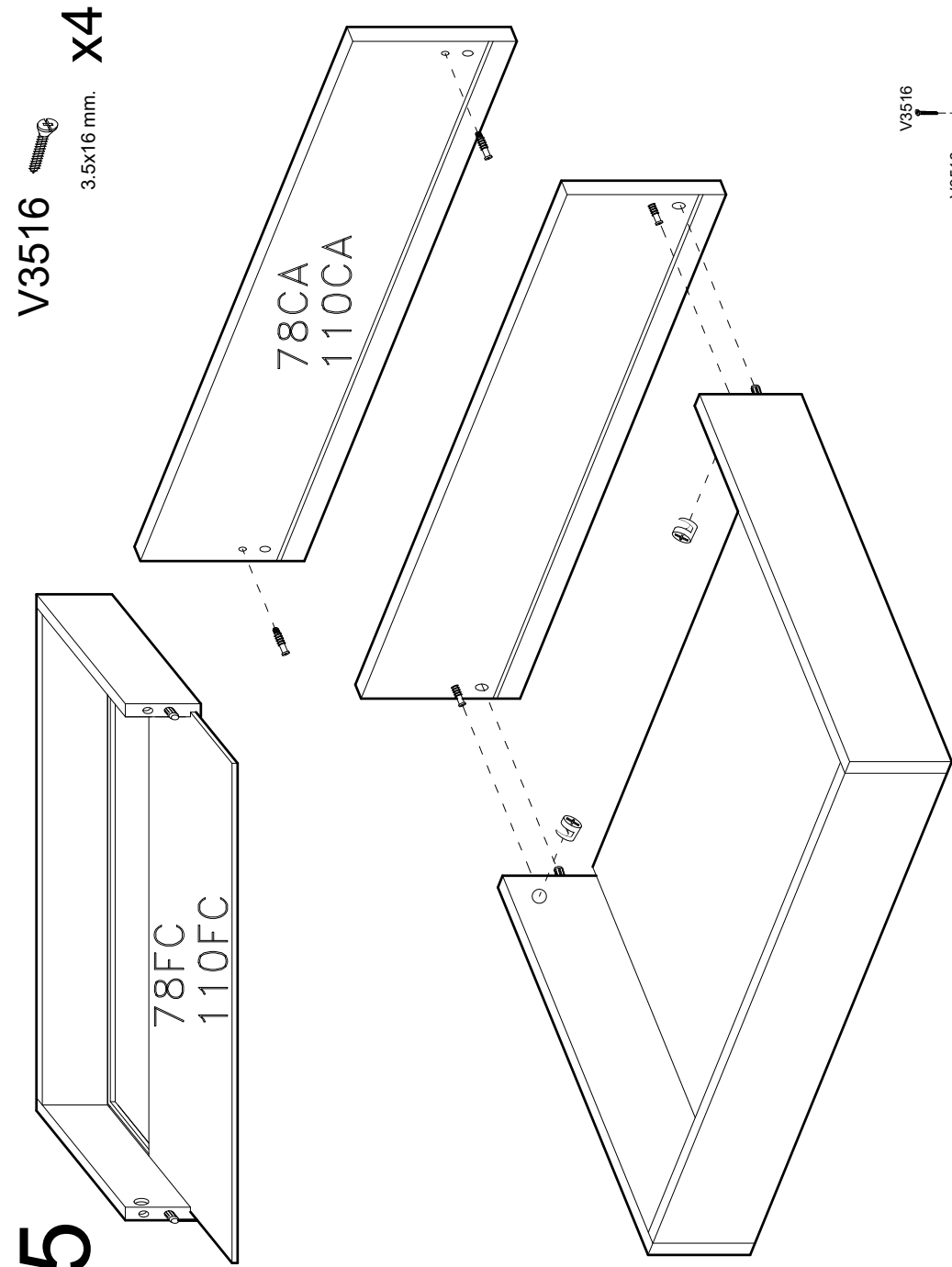


X2

4x30 mm.



5





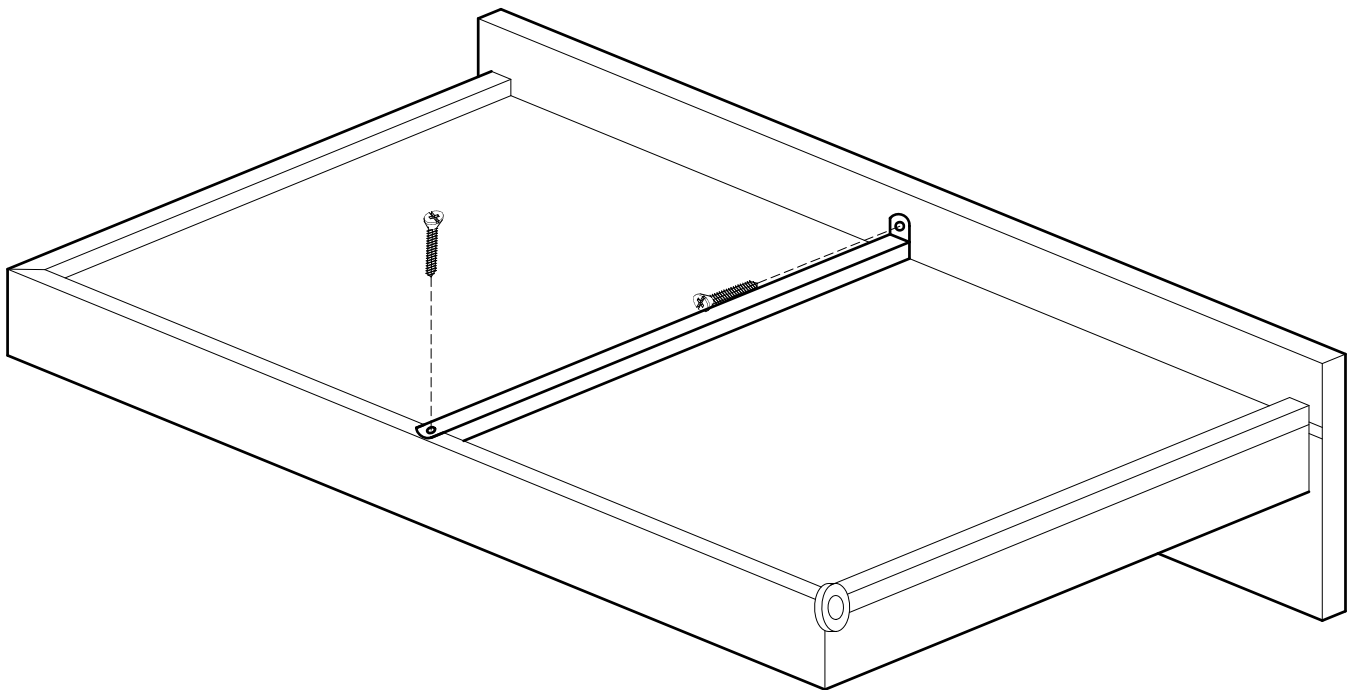
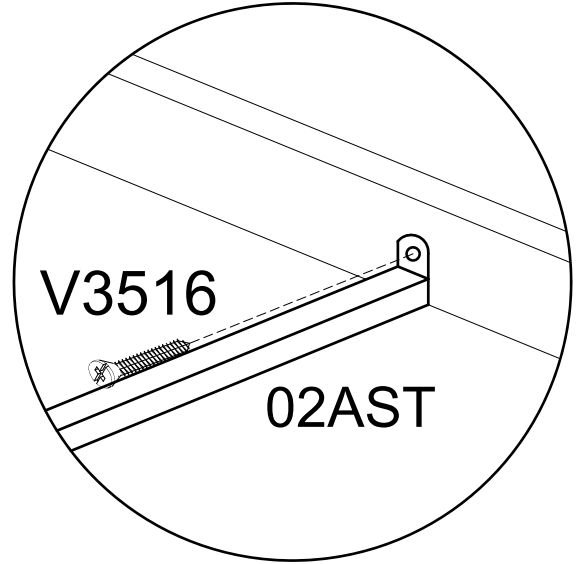
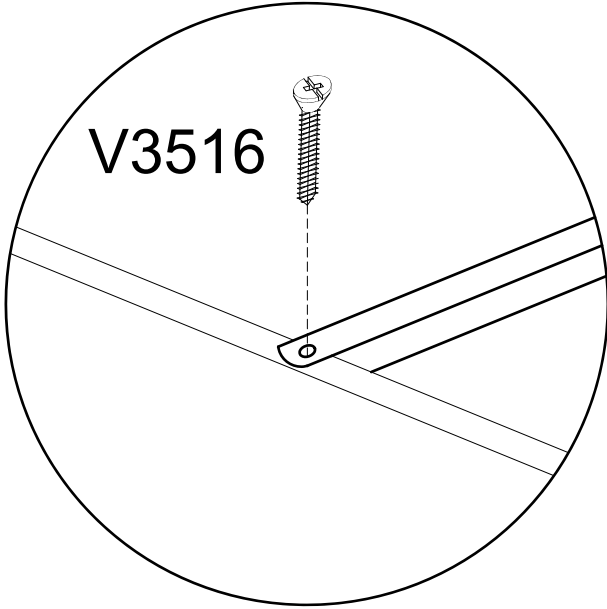
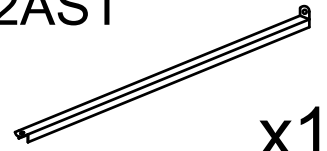
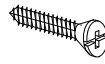
6

V3516

02AST

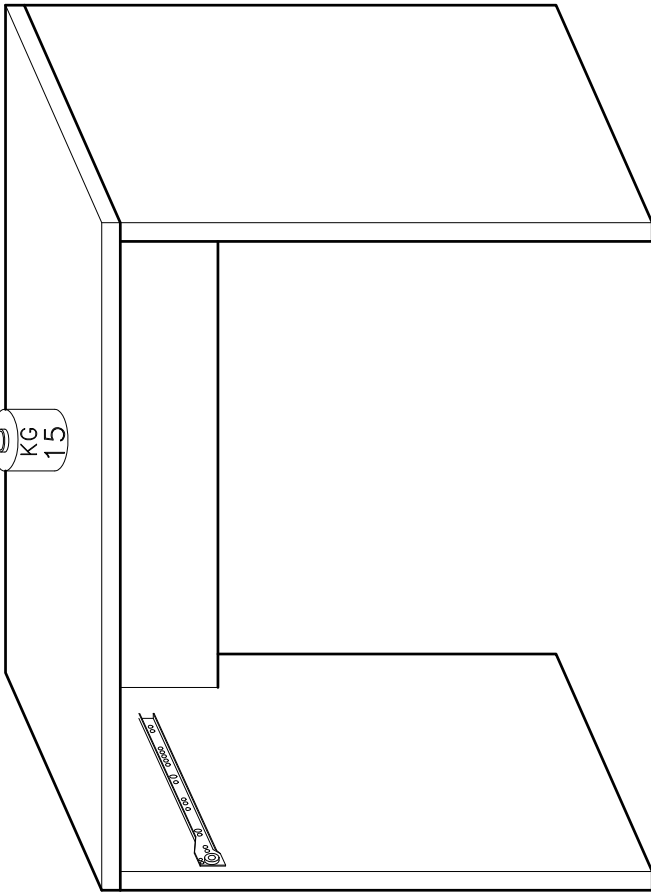
3.5x16 mm. x2

x1



# 7

MAX  
KG  
15



T20



X4

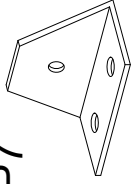
L418



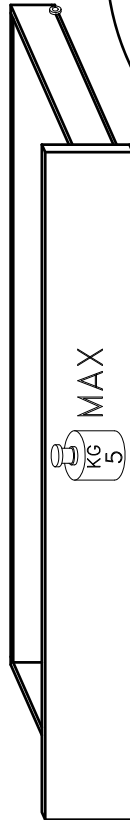
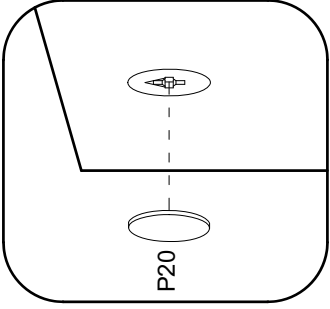
4x18 mm.

X3

P7



X1



MAX  
KG  
5

