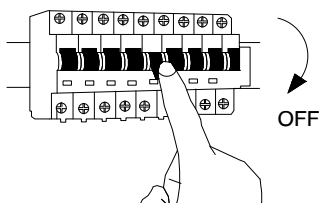
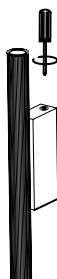


1



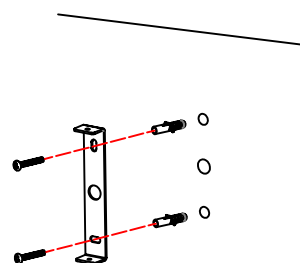
Turn off the general switch

2



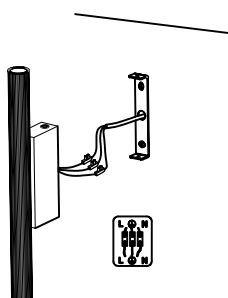
Untie side screws

3



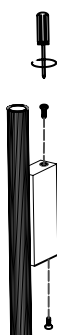
Apply plastic anchors & tie up screws to make base stable

4



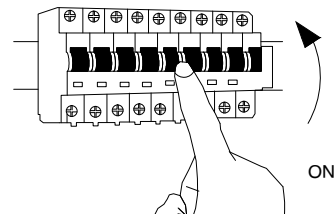
Connect wires

5



Apply side screws to fix it in place

6



Turn on the general switch