

**Einfach 'Clic und fertig!**

'Clic für 'Clic im Vorteil. Ob original 'Clic Gleiter oder 'Clic Stop Feststeller:  
Unsere Produkte stehen für einfachstes Handling, beste Funktionalität und höchste Qualität.

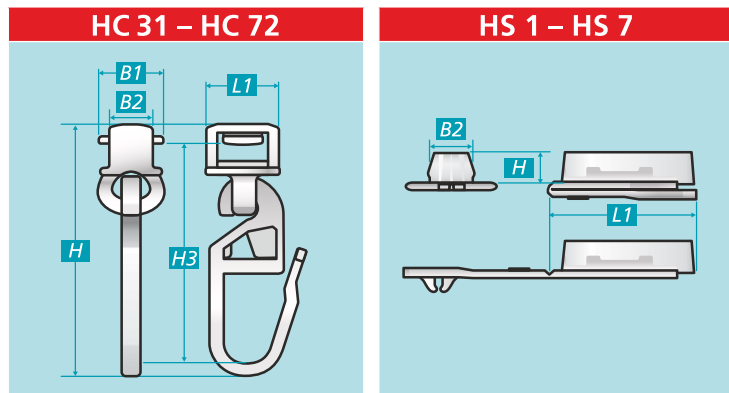
**'Clic, et le tour est joué!**

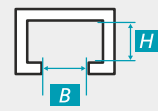
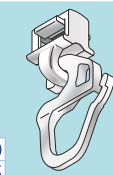
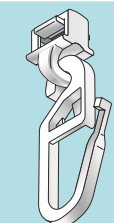
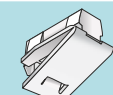
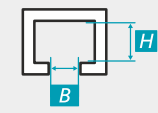
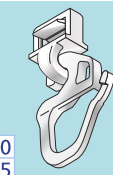
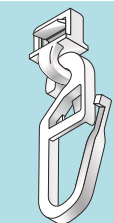
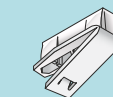
Que des avantages, 'Clic après 'Clic. Que ce soient les glisseurs 'Clic originaux ou les stoppeurs 'Clic Stop: nos produits sont synonymes de manipulation aisée, de fonctionnalité optimisée et de qualité irréprochable.

**Don't thread, just 'Clic!**

Your advantage 'Clic by 'Clic. Whether it's the original 'Clic glider or the 'Clic stop, our products represent easy handling and top functionality as well as high quality.

**Vermassungen Dimensions Dimensions**



<p>Schiengrößen für die optimale Verwendung von 'Clic Gleitern</p> <p>Dimensions de rail pour l'utilisation optimale des glisseurs 'Clic</p> <p>The best track sizes to use with 'Clic Gliders</p>	<p>Gleiter mit Faltenlegehaken kurz</p> <p>Glisseur avec crochet court pour plis</p> <p>Glider with short hook for pleats</p>	<p>Gleiter mit Faltenlegehaken lang</p> <p>Glisseur avec crochet long pour plis</p> <p>Glider with long hook for pleats</p>	<p>Feststeller / Zwischenfeststeller</p> <p>Ârret / arrêt intermédiaire</p> <p>Stop / intermediate stop</p>																																
<b>Alu-Profil 6 mm</b>	<b>HC 31</b>	<b>HC 32</b>	<b>HS 1</b>																																
 <table border="1"> <tr><td>H</td><td>5 mm<sup>1</sup></td></tr> <tr><td>B</td><td>5.8 – 6.2 mm<sup>2</sup></td></tr> <tr><td></td><td>5.5 / 6.7 mm<sup>3</sup></td></tr> </table>	H	5 mm <sup>1</sup>	B	5.8 – 6.2 mm <sup>2</sup>		5.5 / 6.7 mm <sup>3</sup>	 <table border="1"> <tr><td>L1</td><td>10.0</td></tr> <tr><td>B1</td><td>8.5</td></tr> <tr><td>B2</td><td>5.3</td></tr> <tr><td>H</td><td>25.2</td></tr> <tr><td>H3</td><td>21.0</td></tr> </table>	L1	10.0	B1	8.5	B2	5.3	H	25.2	H3	21.0	 <table border="1"> <tr><td>L1</td><td>10.0</td></tr> <tr><td>B1</td><td>8.5</td></tr> <tr><td>B2</td><td>5.3</td></tr> <tr><td>H</td><td>34.2</td></tr> <tr><td>H3</td><td>30.0</td></tr> </table>	L1	10.0	B1	8.5	B2	5.3	H	34.2	H3	30.0	 <table border="1"> <tr><td>L1</td><td>20.0</td></tr> <tr><td>B2</td><td>7.3</td></tr> <tr><td>H</td><td>4.8</td></tr> </table>	L1	20.0	B2	7.3	H	4.8
H	5 mm <sup>1</sup>																																		
B	5.8 – 6.2 mm <sup>2</sup>																																		
	5.5 / 6.7 mm <sup>3</sup>																																		
L1	10.0																																		
B1	8.5																																		
B2	5.3																																		
H	25.2																																		
H3	21.0																																		
L1	10.0																																		
B1	8.5																																		
B2	5.3																																		
H	34.2																																		
H3	30.0																																		
L1	20.0																																		
B2	7.3																																		
H	4.8																																		
<b>Alu-Profil 4 mm</b>	<b>HC 71</b>	<b>HC 72</b>	<b>HS 7</b>																																
 <table border="1"> <tr><td>H</td><td>5 mm<sup>1</sup></td></tr> <tr><td>B</td><td>3.6 – 4.0 mm<sup>2</sup></td></tr> <tr><td></td><td>3.4 / 4.3 mm<sup>3</sup></td></tr> </table>	H	5 mm <sup>1</sup>	B	3.6 – 4.0 mm <sup>2</sup>		3.4 / 4.3 mm <sup>3</sup>	 <table border="1"> <tr><td>L1</td><td>10.0</td></tr> <tr><td>B1</td><td>5.5</td></tr> <tr><td>B2</td><td>3.3</td></tr> <tr><td>H</td><td>25.7</td></tr> <tr><td>H3</td><td>20.9</td></tr> </table>	L1	10.0	B1	5.5	B2	3.3	H	25.7	H3	20.9	 <table border="1"> <tr><td>L1</td><td>10.0</td></tr> <tr><td>B1</td><td>5.5</td></tr> <tr><td>B2</td><td>3.3</td></tr> <tr><td>H</td><td>34.2</td></tr> <tr><td>H3</td><td>30.4</td></tr> </table>	L1	10.0	B1	5.5	B2	3.3	H	34.2	H3	30.4	 <table border="1"> <tr><td>L1</td><td>19.2</td></tr> <tr><td>B2</td><td>4.8</td></tr> <tr><td>H</td><td>4.5</td></tr> </table>	L1	19.2	B2	4.8	H	4.5
H	5 mm <sup>1</sup>																																		
B	3.6 – 4.0 mm <sup>2</sup>																																		
	3.4 / 4.3 mm <sup>3</sup>																																		
L1	10.0																																		
B1	5.5																																		
B2	3.3																																		
H	25.7																																		
H3	20.9																																		
L1	10.0																																		
B1	5.5																																		
B2	3.3																																		
H	34.2																																		
H3	30.4																																		
L1	19.2																																		
B2	4.8																																		
H	4.5																																		

<sup>1</sup> Minimale Laufhöhe  
Hauteur interne minimale  
Minimum inner height of track

<sup>2</sup> Empfohlene Laufbreiten  
Largeurs recommandées  
Recommended running widths

<sup>3</sup> Minimal/maximal mögliche Laufbreite  
(bei eingeschränkter Gleit-/Tragfähigkeit)  
Largeur effective minimale / maximale possible  
(avec une capacité de charge / glissement limitée)  
Minimum/maximum possible running width  
(with limited sliding or load bearing capacity)